

SPIDER CRANE
MC285C-3

TECHNICAL DATA

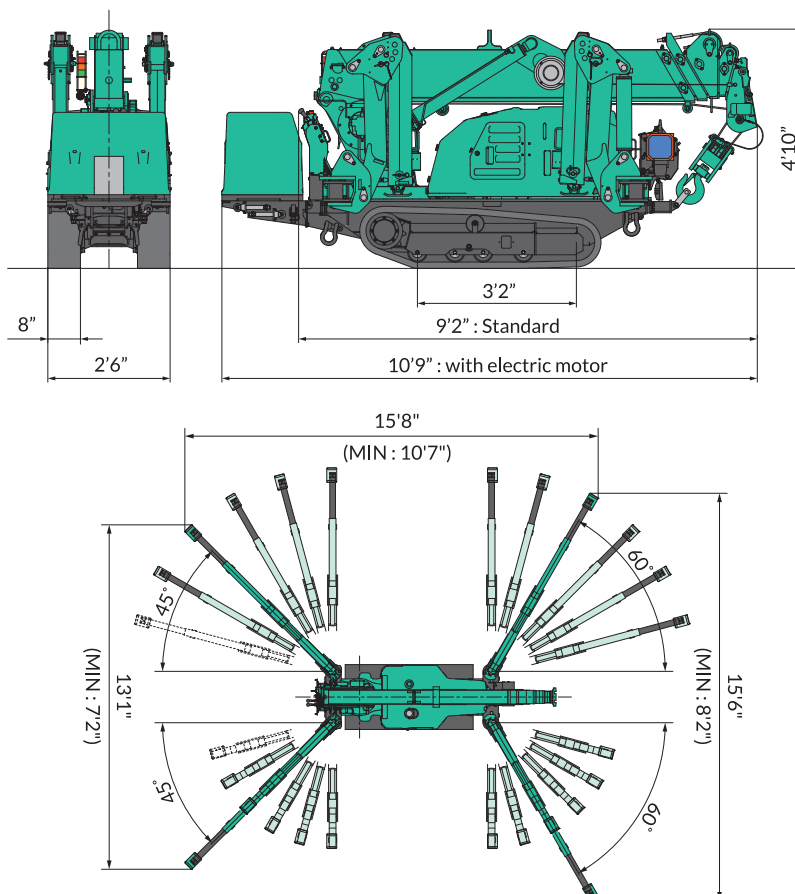
Imperial(US)

Specifications

Crane Capacity	6,210lb x 4.5'
Max. Working Radius	26.9' x 330lb
Max.Lifting Height	28.54'
Max. Reach Below Ground	-33.0' (4 parts of line)
Max. Reach Below Ground (Aux Winch)	-328' (single part of line)
Outrigger Max.Extended Width	(Lateral) 15'8"x (Front) 15'6" x (Rear) 13'1"
Travel Speed	0-1.25mph
Travel Ground Pressure (MC285CWM-3)	7.25PSI (50.0kpa)
Travel Ground Pressure (*MC285CGRM-2)	6.93PSI (47.8kpa)
Travel Ground Pressure (MC285CWME-3)	7.88PSI (54.3kpa)
Engine	IHI SHIBAURA E672L-F/ Diesel
Engine Rated Output	8.57hp (6.4kw)/2,600rpm
Engine (*MC285CGRM-2)	Briggs & Stratton 3564 / Petrol
Engine Rated Output (*MC285CGRM-2)	14.48hp (10.8kw)/2,600rpm
Electric Motor	5.5kw, 4P 208-230V
Dimensions (MC285CWM-3)	9'2" (L) x 2'6" (W) x 4'10" (H)
Dimensions (MC285CWME-3)	10'9" (L) x 2'6" (W) x 4'10" (H)
Machine Weight (MC285CWM-3)	4,388lb
Machine Weight (*MC285CGRM-2)	4,190lb
Machine Weight (MC285CWME-3)	4,762lb

*Gasoline engine model is only available as MC285CGRM-2.

Dimensions



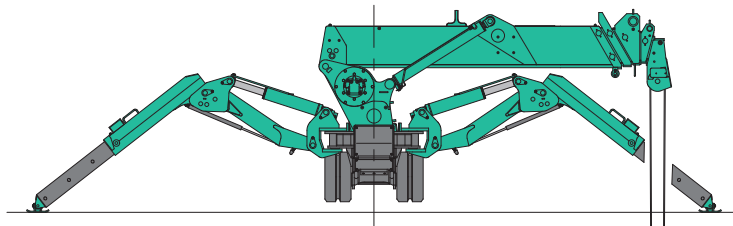
SPIDER CRANE
MC285C-3

TECHNICAL DATA

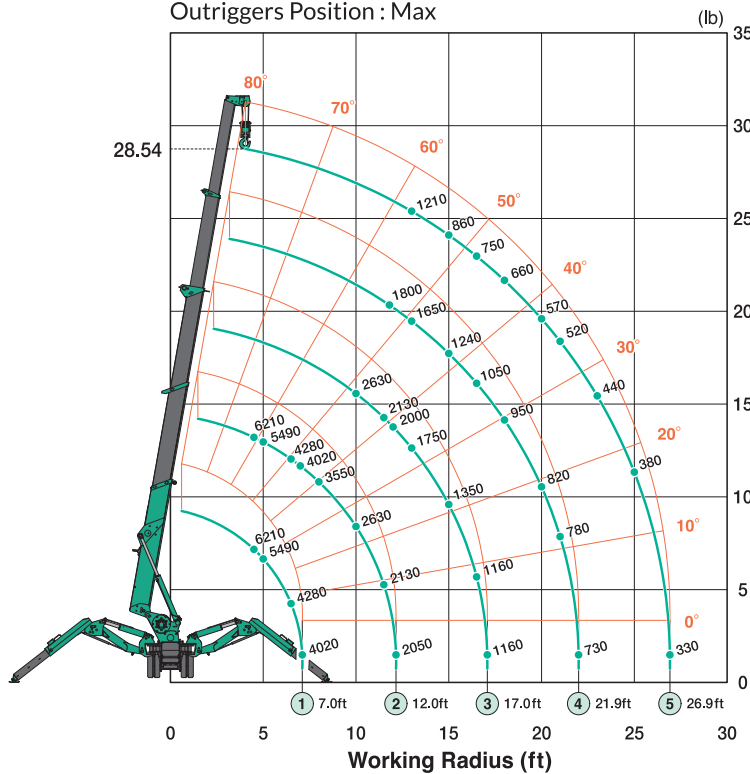
Imperial(US)

Working Range Chart

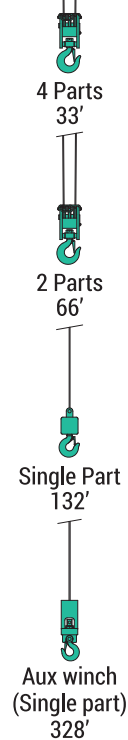
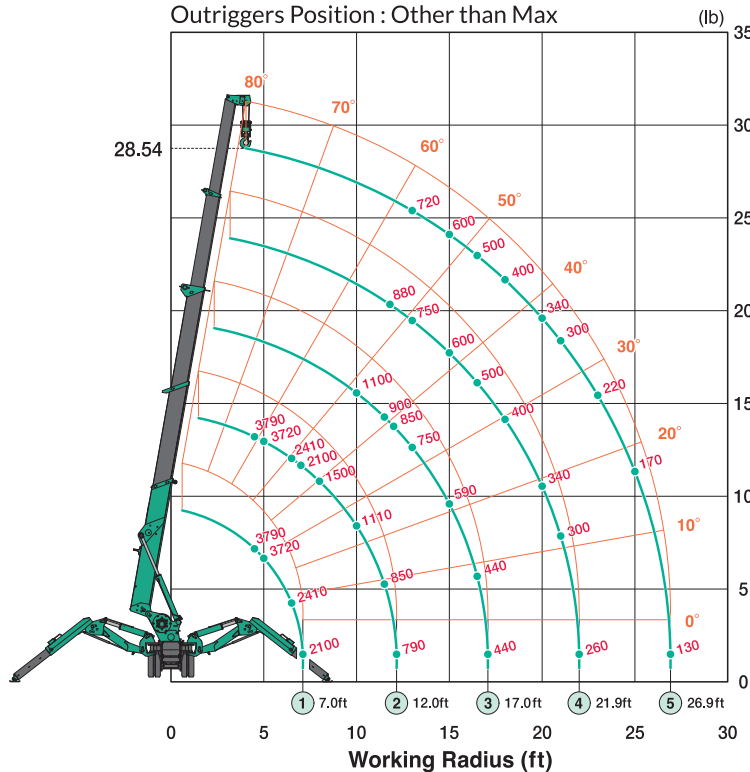
Max. Below Grade



Outriggers Position : Max



Outriggers Position : Other than Max



SPIDER CRANE
MC285C-3

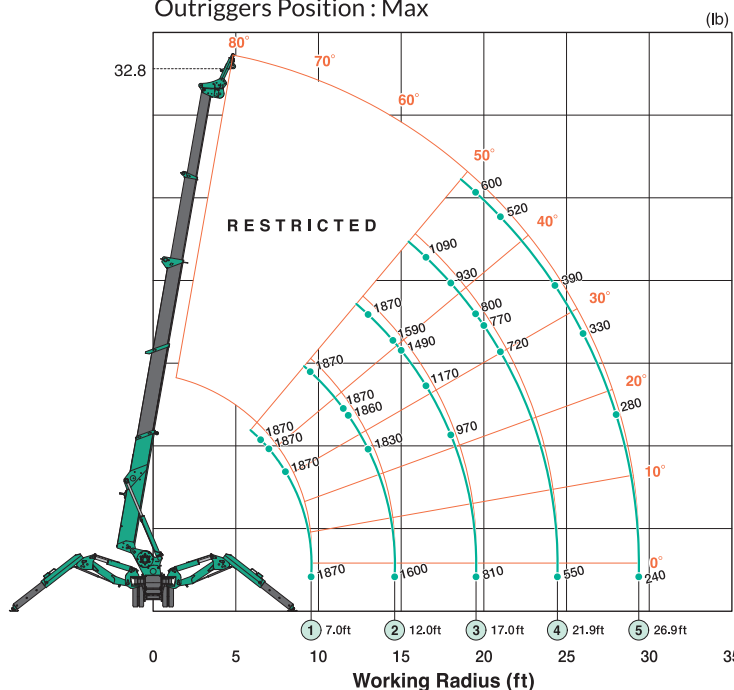
TECHNICAL DATA

Imperial(US)

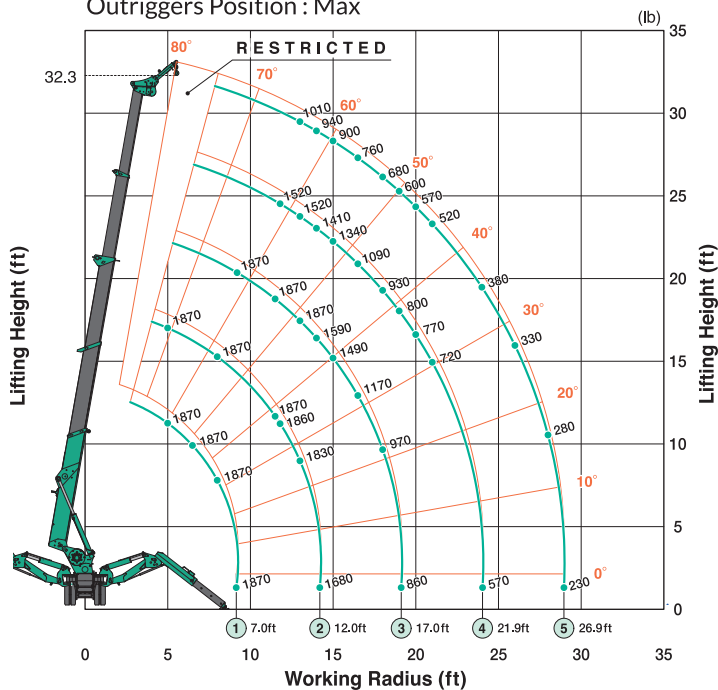
Working Range Chart

1,870lb Searcher Hook

1,870lb Searcher Hook (Offset Position : SH1)
Outriggers Position : Max



1,870lb Searcher Hook (Offset Position : SH2)
Outriggers Position : Max



1,870lb Searcher Hook (Offset Position : SH3)
Outriggers Position : Max

